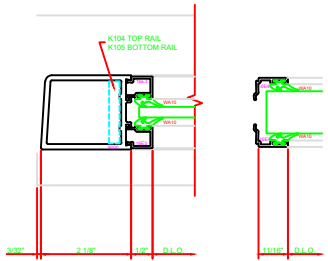
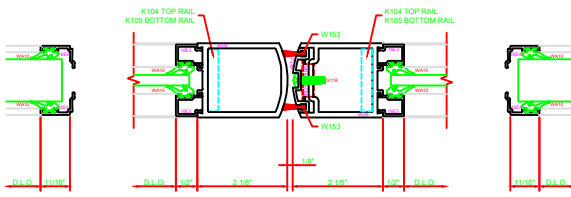


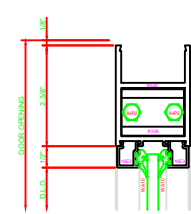
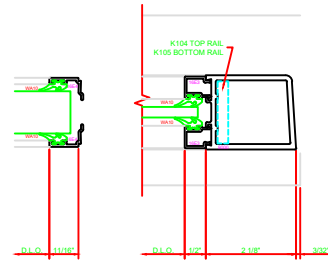
**300 STILE**  
S/A D200 FOR OFFSET  
PVD BUTT HINGE



**400 MEETING RAIL**  
D200

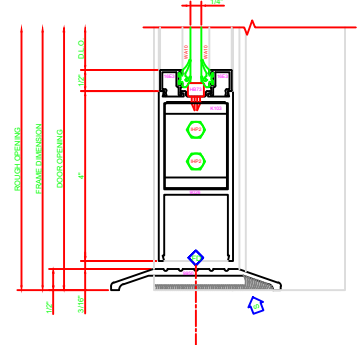
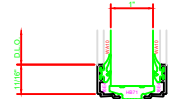
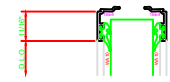


**305 STILE**  
S/A D200 FOR OFFSET  
PVD BUTT HINGE



**100 TOP RAIL**  
S/A D200

**ERASE NOTE:**  
TOP RAIL FOR SURFACE CLOSERS OR  
DORMA TYPE C.O.C. NOT LON C.O.C.



**200 BOTTOM RAIL**  
S/A D200